



RS1006FL

DIODE

SURFACE MOUNT FAST DIODE

DESCRIPTION

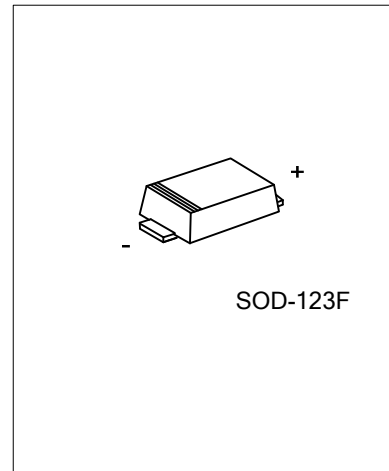
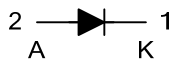
The UTC **RS1006FL** is a surface mount fast diode, it uses UTC's advanced technology to provide customers with fast switching and low reverse leakage, etc.

The UTC **RS1006FL** is suitable for surface mounted applications.

FEATURES

- * Fast switching
- * Low profile package
- * Low reverse leakage

SYMBOL



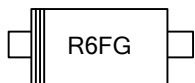
ORDERING INFORMATION

Ordering Number	Package	Pin Assignment		Packing
		1	2	
RS1006FLG-CA2F-R	SOD-123F	K	A	Tape Reel

Note: Pin Assignment: A: Anode K: Cathode

<p>RS1006FLG-CA2F-R</p> <p>(1)Packing Type (2)Package Type (3)Green Package</p>	<p>(1) R: Tape Reel (2) CA2F: SOD-123F (3) G: Halogen Free and Lead Free</p>
---	--

MARKING



■ ABSOLUTE MAXIMUM RATINGS

Ratings at 25°C ambient temperature unless otherwise specified.

Single phase half-wave 60Hz, resistive or inductive load, for capacitive load current derate by 20%.

PARAMETER	SYMBOL	RATINGS	UNIT
Repetitive Peak Reverse Voltage	V_{RRM}	600	V
RMS Voltage	V_{RMS}	420	V
DC Blocking Voltage	V_{DC}	600	V
Average Forward Rectified Current Derate above $T_C=110^{\circ}C$	$I_{F(AV)}$	1.0	A
Peak Forward Surge Current 8.3ms Single Half Sine-Wave Superimposed on Rated Load (JEDEC Method)	I_{FSM}	30	A
Junction Temperature	T_J	-55~+150	°C
Storage Temperature	T_{STG}	-55~+150	°C

Note: Absolute maximum ratings are those values beyond which the device could be permanently damaged.

Absolute maximum ratings are stress ratings only and functional device operation is not implied.

■ THERMAL DATA

PARAMETER	SYMBOL	RATINGS	UNIT
Junction to Ambient	θ_{JA}	200	°C/W

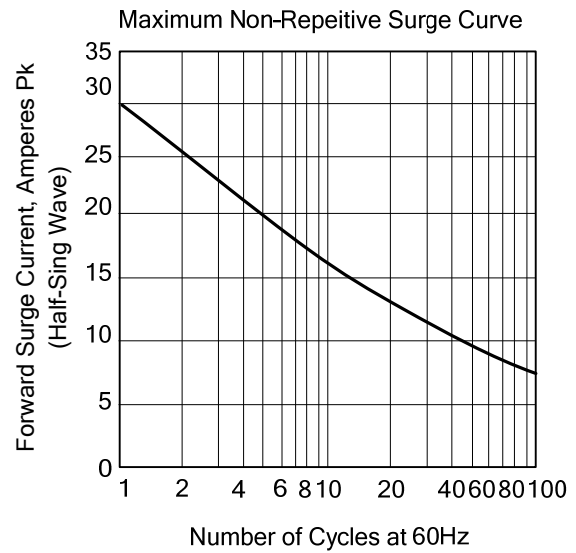
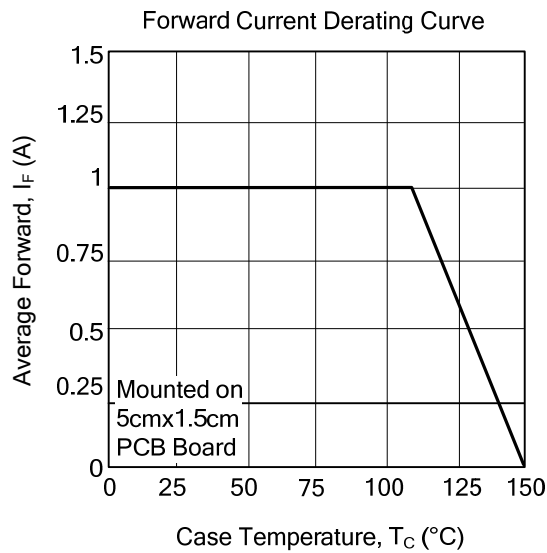
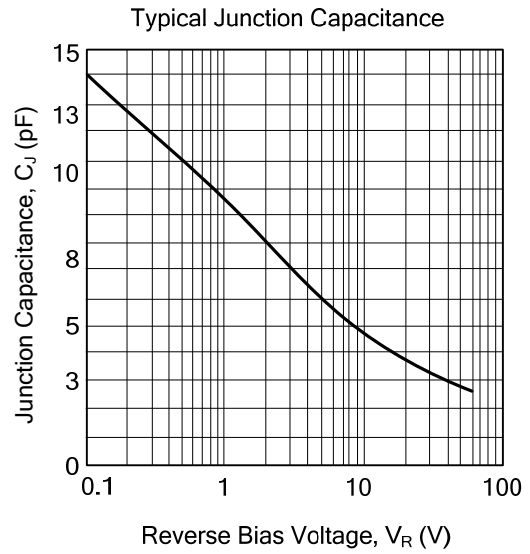
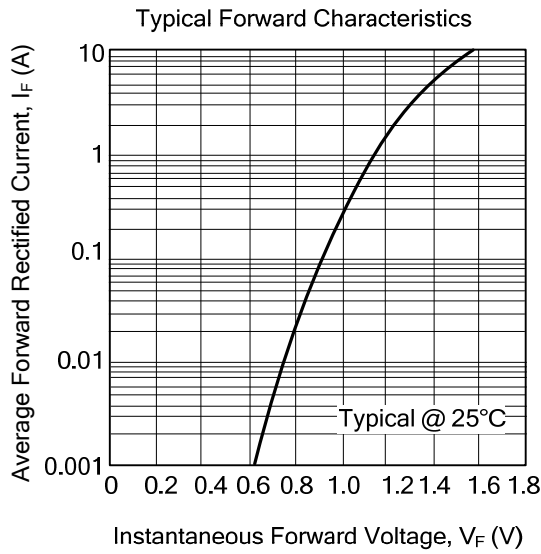
■ ELECTRICAL CHARACTERISTICS

Ratings at 25°C ambient temperature unless otherwise specified.

Single phase half-wave 60Hz, resistive or inductive load, for capacitive load current derate by 20%.

PARAMETER	SYMBOL	TEST CONDITIONS	MIN	TYP	MAX	UNIT
Instantaneous Forward Voltage	V_F	$I_F=0.7A$			1.15	V
		$I_F=1.0A$			1.3	V
DC Reverse Current at Rated DC Blocking Voltage	I_R	$T_J=25^{\circ}C$			5	μA
		$T_J=125^{\circ}C$			50	μA
Reverse Recovery Time	t_{rr}	$I_F=0.5A, I_R=1A, I_{rr}=0.25A$			250	nS
Junction Capacitance	C_J	$V_R=4V, f=1MHz$		9		pF

■ TYPICAL CHARACTERISTICS



UTC assumes no responsibility for equipment failures that result from using products at values that exceed, even momentarily, rated values (such as maximum ratings, operating condition ranges, or other parameters) listed in products specifications of any and all UTC products described or contained herein. UTC products are not designed for use in life support appliances, devices or systems where malfunction of these products can be reasonably expected to result in personal injury. Reproduction in whole or in part is prohibited without the prior written consent of the copyright owner. The information presented in this document does not form part of any quotation or contract, is believed to be accurate and reliable and may be changed without notice.